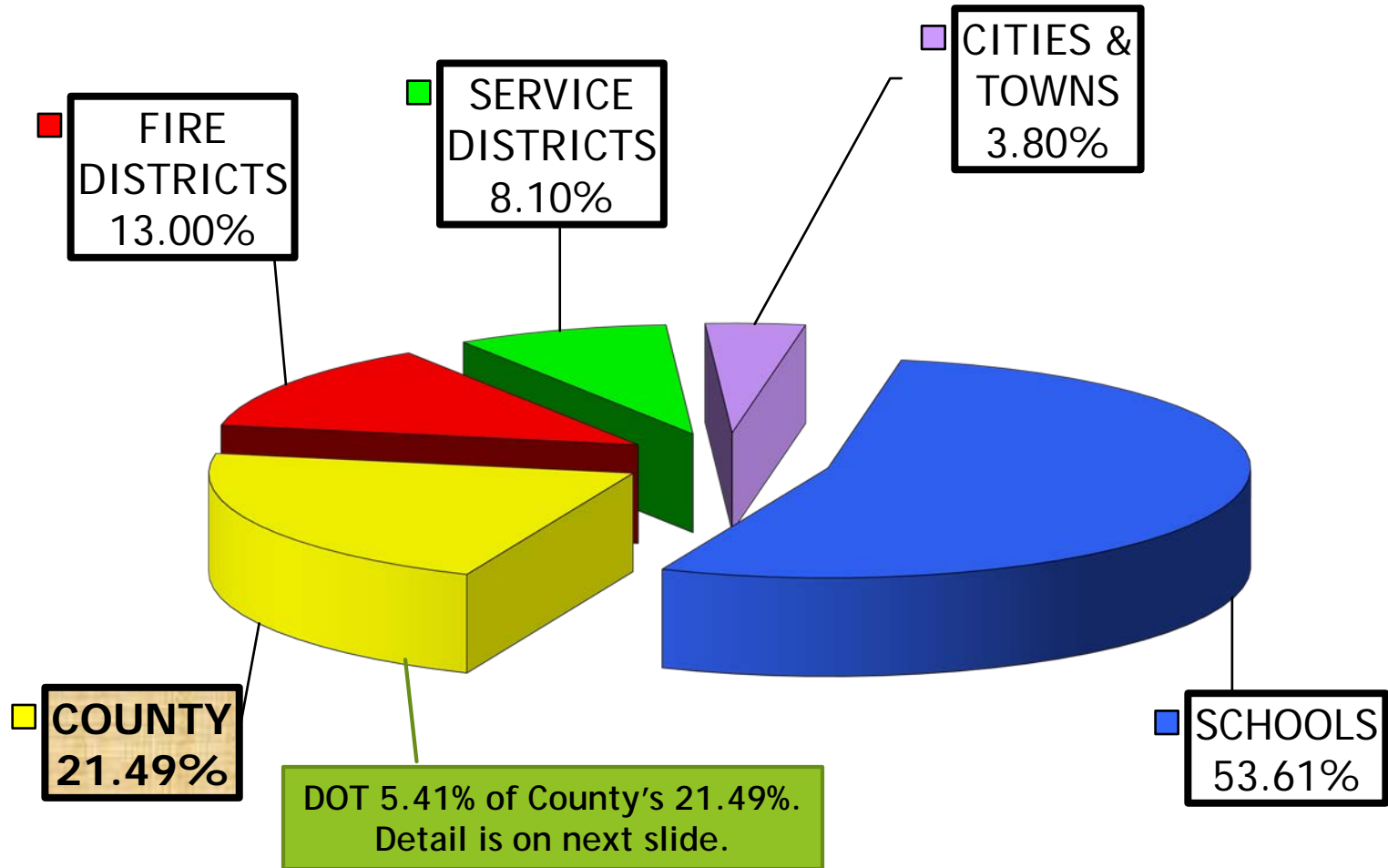
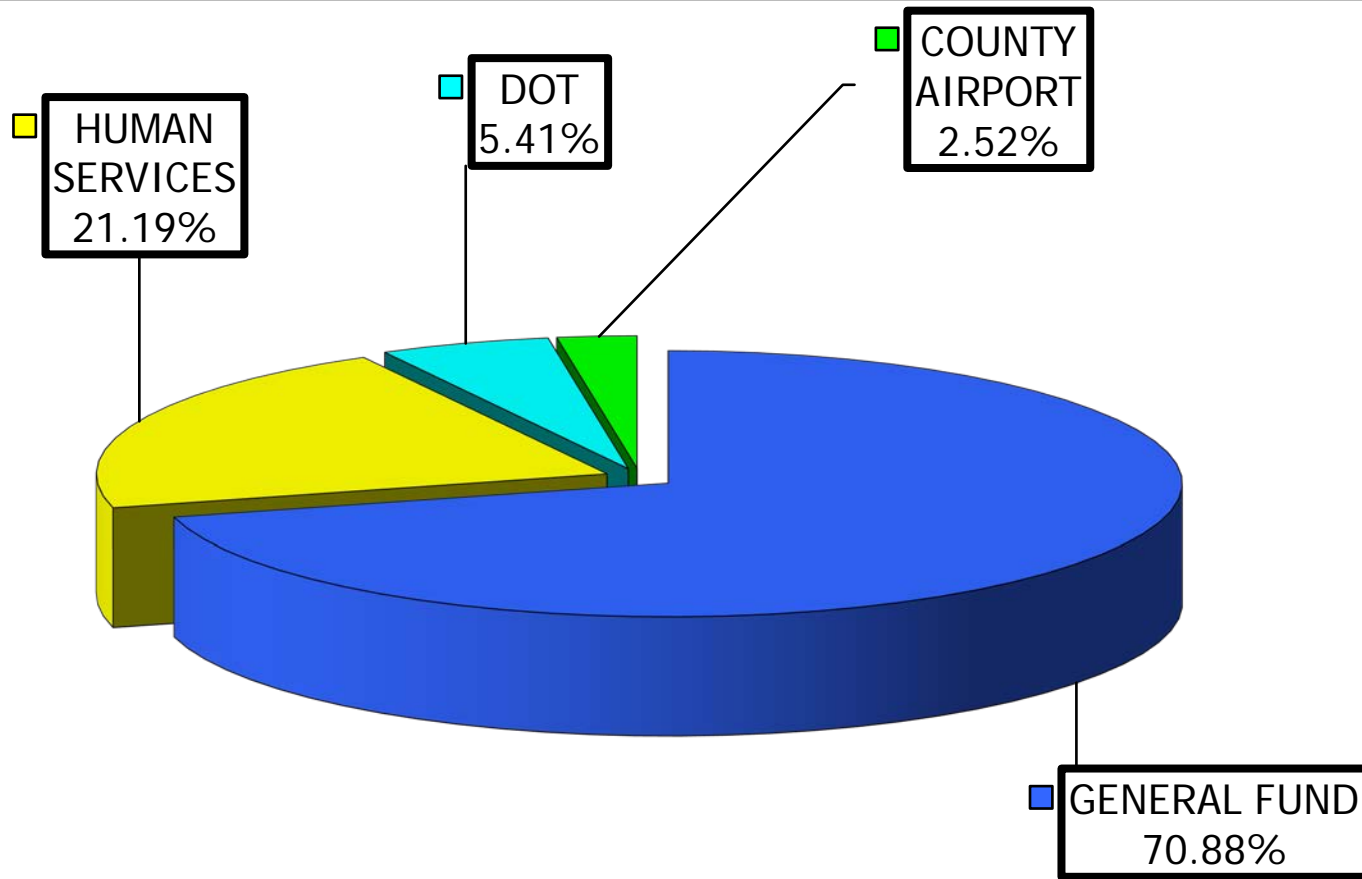


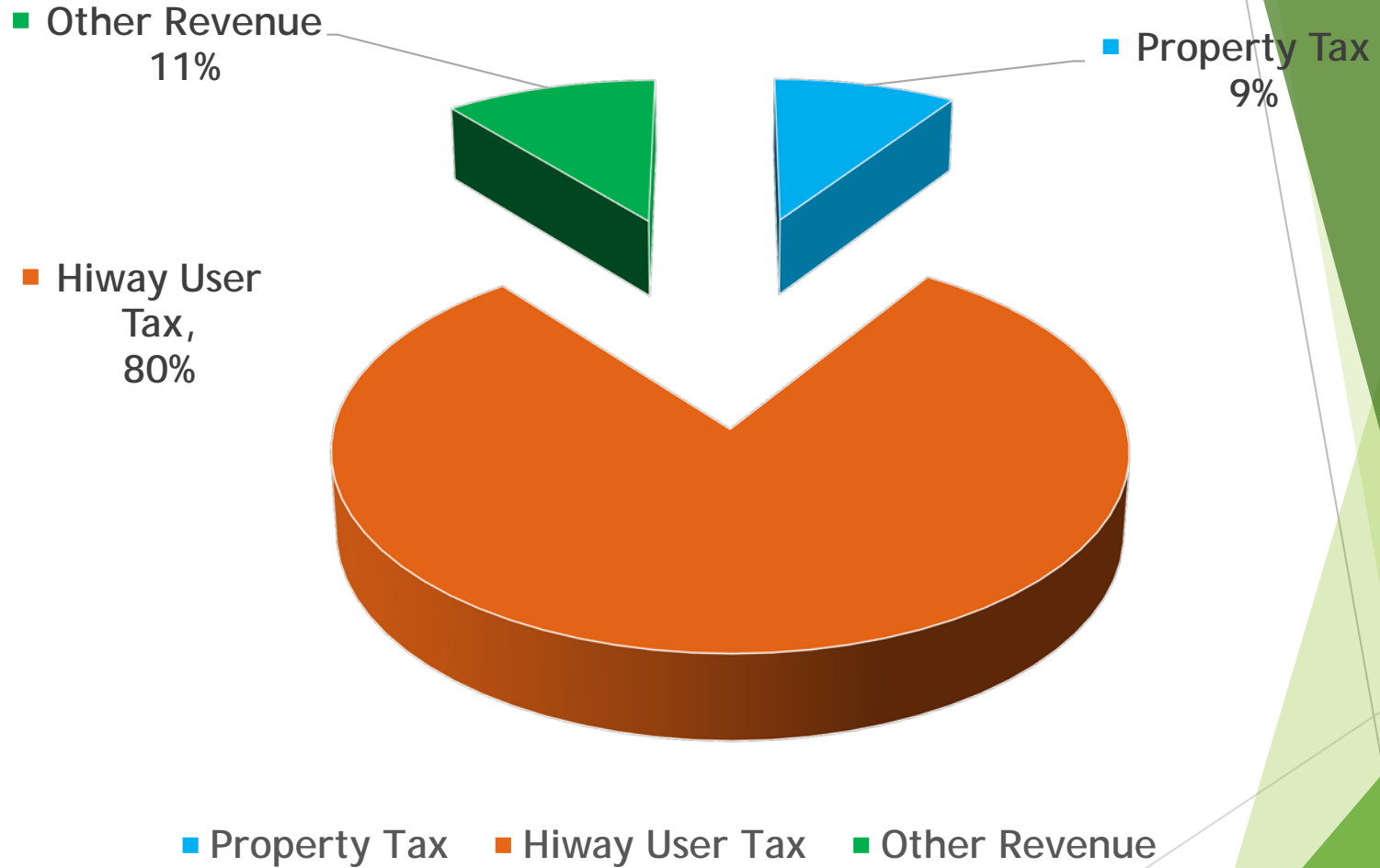
Fremont County Total Property Tax Revenue Distribution



“County Only” Property Tax Revenue Distribution



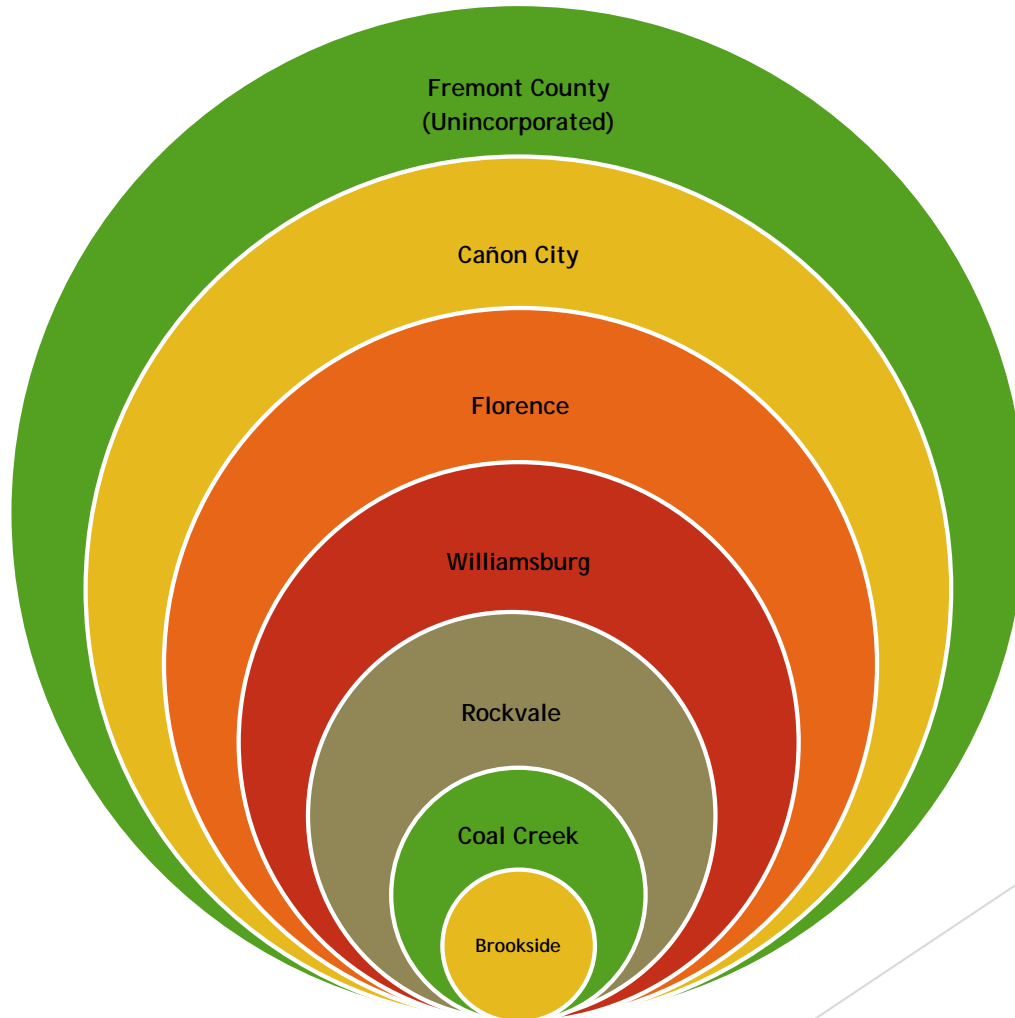
DOT Revenue Break Out



FREMONT COUNTY 2015 MILL LEVY

- ▶ 12.965 Mill levy/Assessed Valuation
 - ▶ General Fund: 8.422
 - ▶ **Department of Transportation Fund: 0.850**
 - ▶ Human Services Fund: 2.701
 - ▶ Airport Fund: 0.321
 - ▶ Capital Expenditures Fund: 0.000
 - ▶ Incentive Credit Recovery: 0.592
 - ▶ Refunds, abate, and adjust: 0.079
- ▶ Of the County's 12.965 Mill Levy, the Department of Transportation is allotted **0.850** to use towards the maintenance of County maintained roadways, and to distribute among other Cities/Towns.
- ▶ **Of the 0.850 the Department of Transportation is allotted, 50% of that amount is distributed to the incorporated Cities/Towns within Fremont County.**

RELATIONSHIP DIAGRAM 50% PROPERTY TAX SHARE



❖ **Total Assessed Value**

- Brookside: \$1,706,632
- Cañon City: \$132,581,616
- Coal Creek: \$1,995,535
- Florence: \$26,433,499
- Rockvale: \$2,764,124
- Williamsburg: \$3,327,198
- Fremont County: \$246,980,925

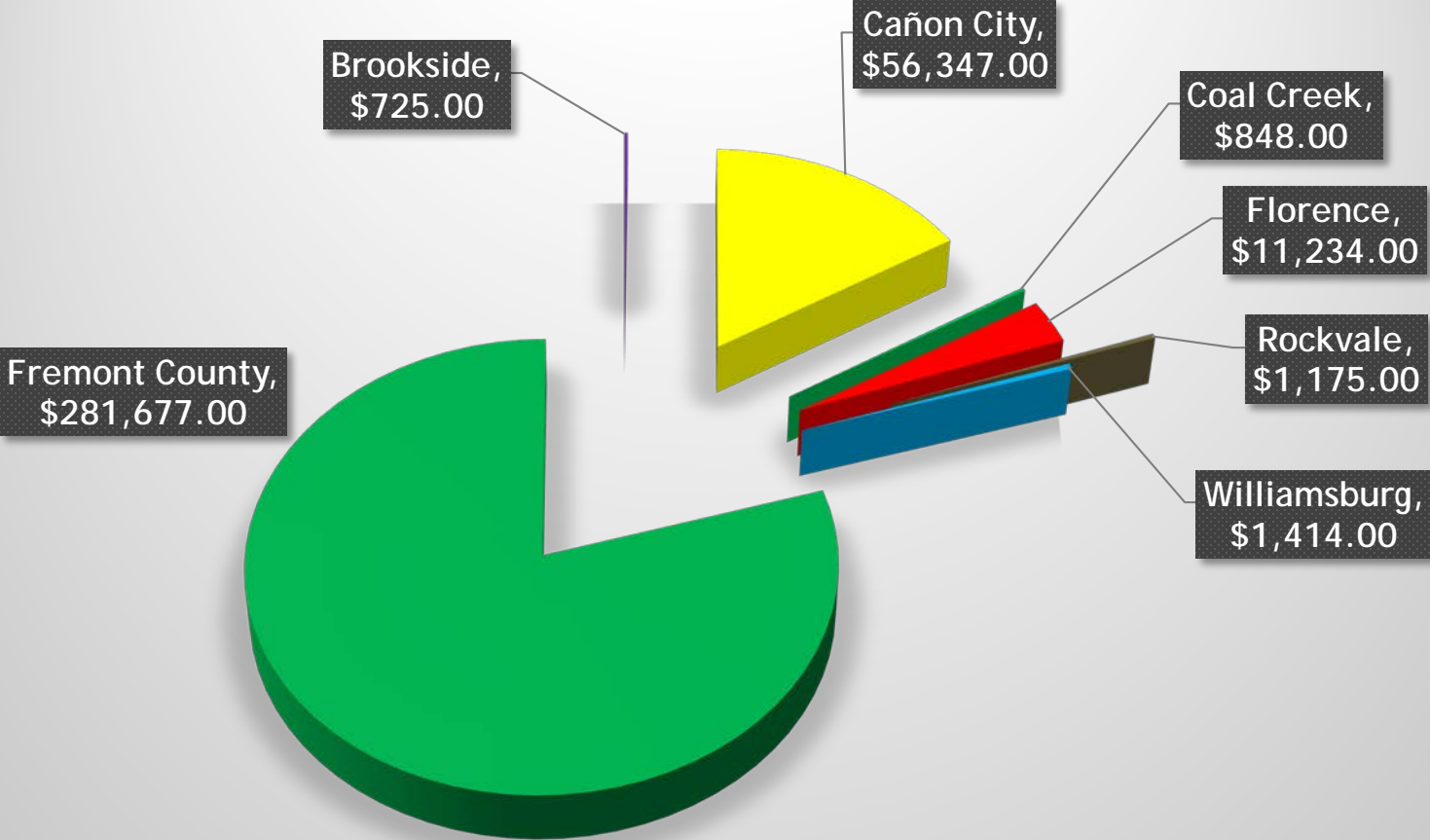
❖ **Total Property Tax Revenue**

- Brookside: \$1,451
- Cañon City: \$112,694
- Coal Creek: \$1,696
- Florence: \$22,468
- Rockvale: \$2,350
- Williamsburg: \$2,828
- Fremont County: \$209,934

❖ **50% City/Town Share**

- Brookside: \$725
- Cañon City: \$56,347
- Coal Creek: \$848
- Florence: \$11,234
- Rockvale: \$1,175
- Williamsburg: \$1,414
- Fremont County: \$281,677

Property Tax Break Down Entity Shares



■ Brookside ■ Cañon City ■ Coal Creek ■ Florence ■ Rockvale ■ Williamsburg ■ Fremont County

Prior Years' DOT Mill Levy

▶ Year	Assessed Value	Mill Levy	Prop Tax Rev	County
▶ 2009:	\$433,619,093	1.313	\$569,342	\$468,534
▶ 2010:	\$454,154,392	0.767	\$346,547	\$282,151
▶ 2011:	\$451,821,247	0.767	\$347,108	\$273,084
▶ 2012:	\$431,935,657	0.850	\$367,145	\$295,274
▶ 2013:	\$436,704,474	0.850	\$371,199	\$299,718
▶ 2014:	\$433,268,935	0.850	\$368,087	\$295,829
▶ 2015:	\$415,789,529	0.850	\$353,421	\$281,677

PROPERTY TAX COLLECTED PRIOR YEARS

