



DECKS & COVERED PATIOS FREE STANDING OR ATTACHED

1. PLANNING & ZONING REQUIREMENTS

Room #210 Phone # (719)276-7360

- Evidence of Ownership – Most recent recorded deed.
- Address – Issuance of Address or Verified Address
- County Driveway Access Permit / State Highway Access Permit
- Plot Plan – Configuration of lot and all property dimensions. Location on lot & dimensions of all structures. Identify each structure as “existing” or “proposed.” Setback distances from proposed structures to all property lines and any existing buildings. Location and name of any public or private roads which adjoin property. Location that driveway enters property. North arrow. (2 Copies)

2. BUILDING DEPARTMENT REQUIREMENTS FOR DECKS & COVERED PATIOS

Room #212 Phone # (719)276-7460

- Flood Damage Prevention Permit – Only required if the property lies within a designated flood plain as determined by FEMA. A Flood Elevation Certificate is required to accompany the permit.
- Construction Details – May be prepared by the applicant. Details must identify structural components such as footing size & depth, floor support beam sizes, floor joist size & spacing, wall stud size & spacing, header size for all openings, roof assembly components or engineering from truss manufactures, etc. (2 Copies)
- Manufacturers Engineered Truss Design – Must be provided by truss manufacturer. Must be signed and sealed by a Colorado registered design professional. (2 Copies)

****Where special conditions exist, the Building Official is authorized to require additional construction documents to be prepared, signed and sealed by a Colorado registered design professional.****



Building Guide

Colorado Chapter of the International Code Council

Single Family Residential Patio Covers & Carports

How to Use this Guide


Provide two sets of plans and complete the following:

- 1 Complete this Building Guide** by filling in the blanks on page two, and indicating which construction details will be used.
- 2 Provide 2 Plot Plans** (site plan) showing dimensions of your project or addition and its relationship to existing buildings or structures on the property and the distance to existing property lines drawn to scale.
- 3 Fill out a building permit application.**

The majority of permit applications are processed with little delay. The submitted documents will help determine if the project is in compliance with building safety codes, zoning ordinances and other applicable laws.

The Colorado Chapter of the International Code Council is a professional organization seeking to promote the public health, safety and welfare to building construction. We appreciate your feedback and suggestions. To obtain a master copy of this building guide, please write to the Colorado Chapter of the International Code Council, P.O. Box 961, Arvada, CO 80001.

<http://www.coloradochaptericc.org>



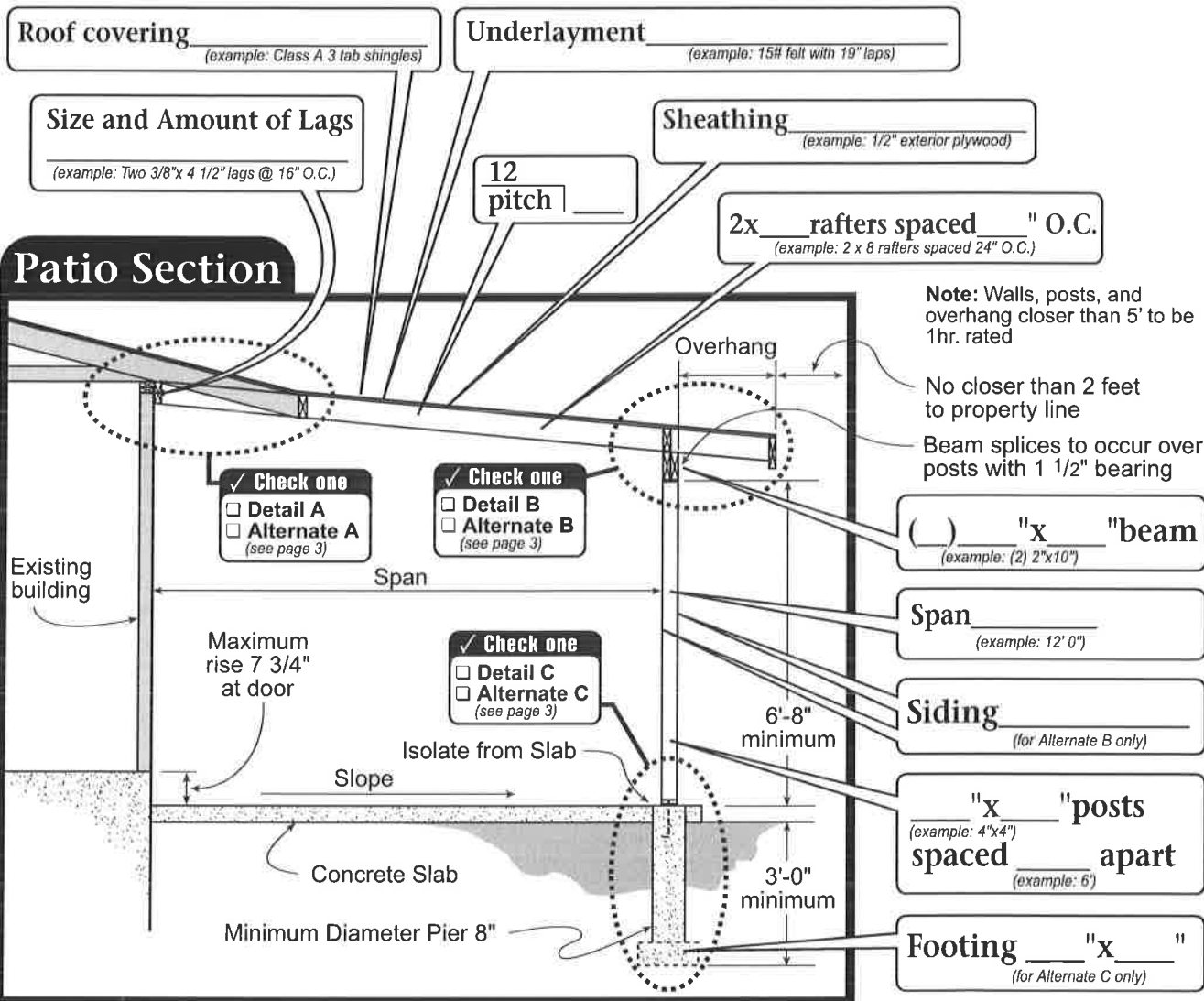
This handout was developed by the Colorado Chapter of the International Code Council as a basic plan submittal under the 2006 International Residential Code. It is not intended to cover all circumstances. Check with your Department of Building Safety for additional requirements.

Single Family Residential Patio Covers & Carports

Directions

Address: _____

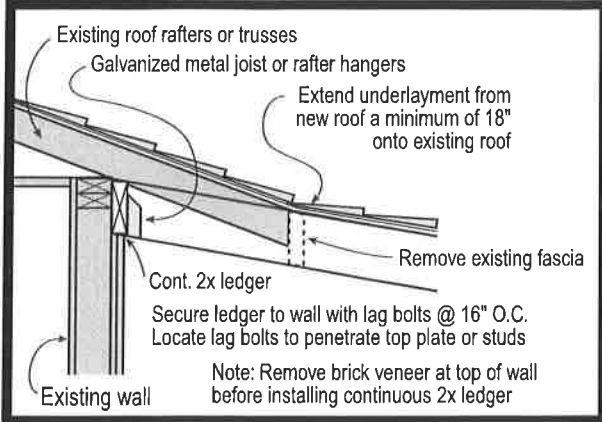
1. Fill in the blanks with dimensions and materials which will be used to build the structure. Please print legibly.
2. Indicate in the check boxes which details from page 3 will be used. Please note if any of the sides of your carport addition are closer than 5'-0" to the property line, that side of the carport must be enclosed with a solid 1 hour fire rated wall as shown in Alternate Details B and C. You must however, keep at least two sides of the carport open to conform to the building code requirements. Zoning approval is required.
3. Roofing to be installed per manufacturer's instructions, including low slope application and required inspections made.



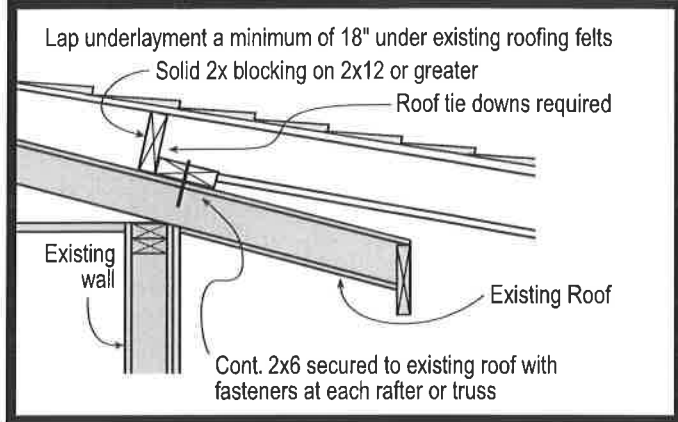
This handout was developed by the Colorado Chapter of the International Code Council as a basic plan submittal under the 2006 International Residential Code. It is not intended to cover all circumstances. Check with your Department of Building Safety for additional requirements.

Single Family Residential Patio Covers & Carports

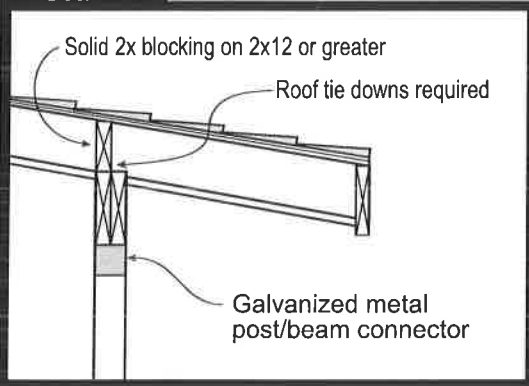
Detail A



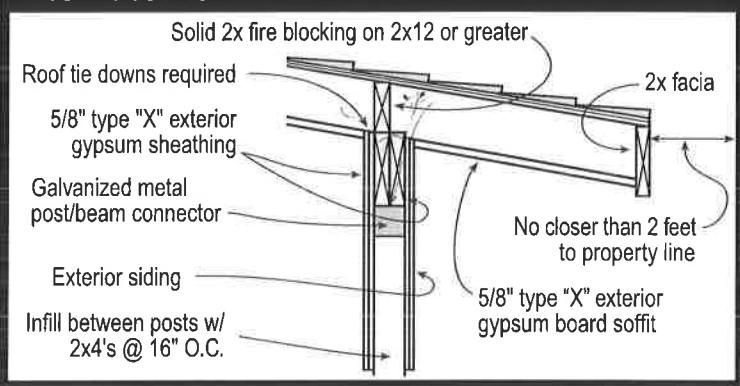
Alternate Detail A



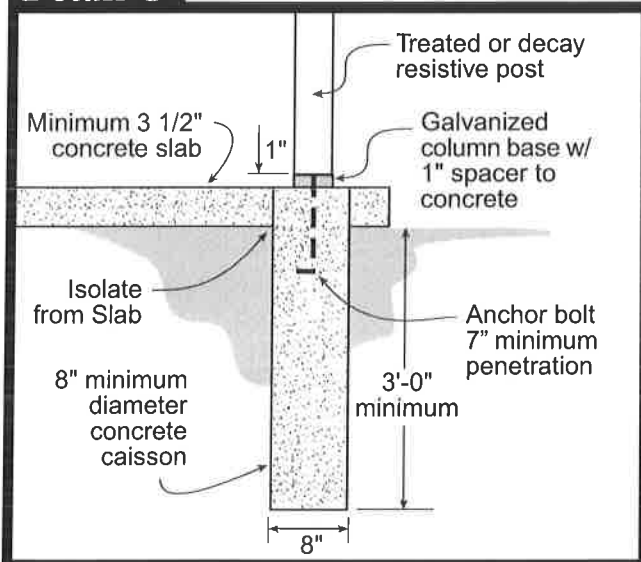
Detail B



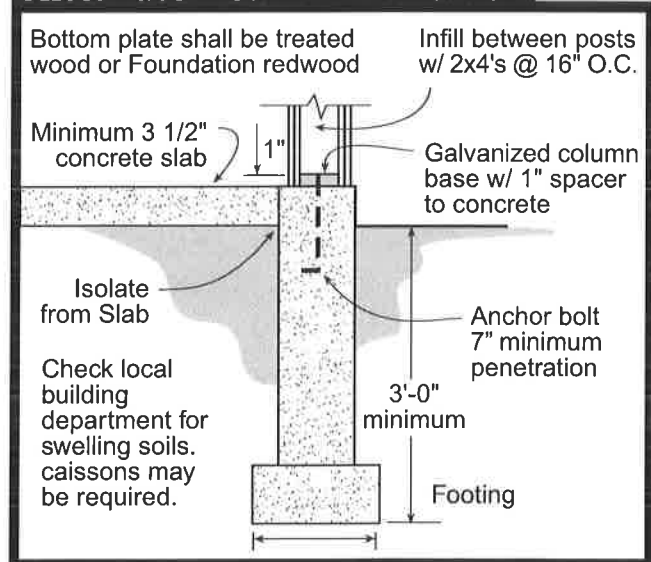
Alternate Detail B - 1 Hour Wall



Detail C



Alternate Detail C - 1 Hour Wall



This handout was developed by the Colorado Chapter of the International Code Council as a basic plan submittal under the 2006 International Residential Code. It is not intended to cover all circumstances. Check with your Department of Building Safety for additional requirements.